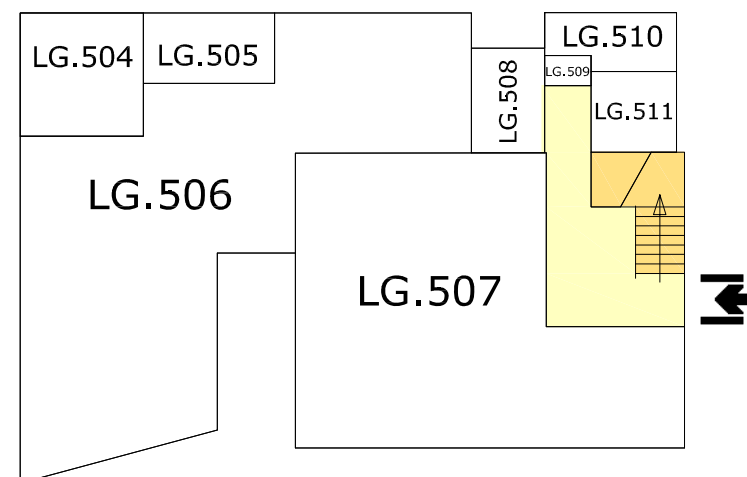




















Cripps Hall - LG Floor Plan



Key

- | | | | | | | | | | |
|-------------------------------------------------------------------------------------|---------------------------------|-------------------------------------------------------------------------------------|---------------------|---------------------------------------------------------------------------------------|------------------------|---------------------------------------------------------------------------------------|---------------------------------------------------------------------------------------|---------------------------------------------------------------------------------------|---------------------|
|  | Designated Badge-Holder Parking |  | Entrance |  | Toilet (Female / Male) |  | Refectory/Cafe |  | Lift |
|  | Access Ramp |  | Accessible Entrance |  | } Accessible Toilet |  | Central Timetabled Room |  | Fire Assembly Point |
|  | Automatic Doors |  | Evacuation Chair |  | | Reception |  | Circulation | |
|  | Accessible Lift |  | Emergency Refuge | | |  | Stairs | | |