



Estate Development Framework

Sutton Bonington Campus

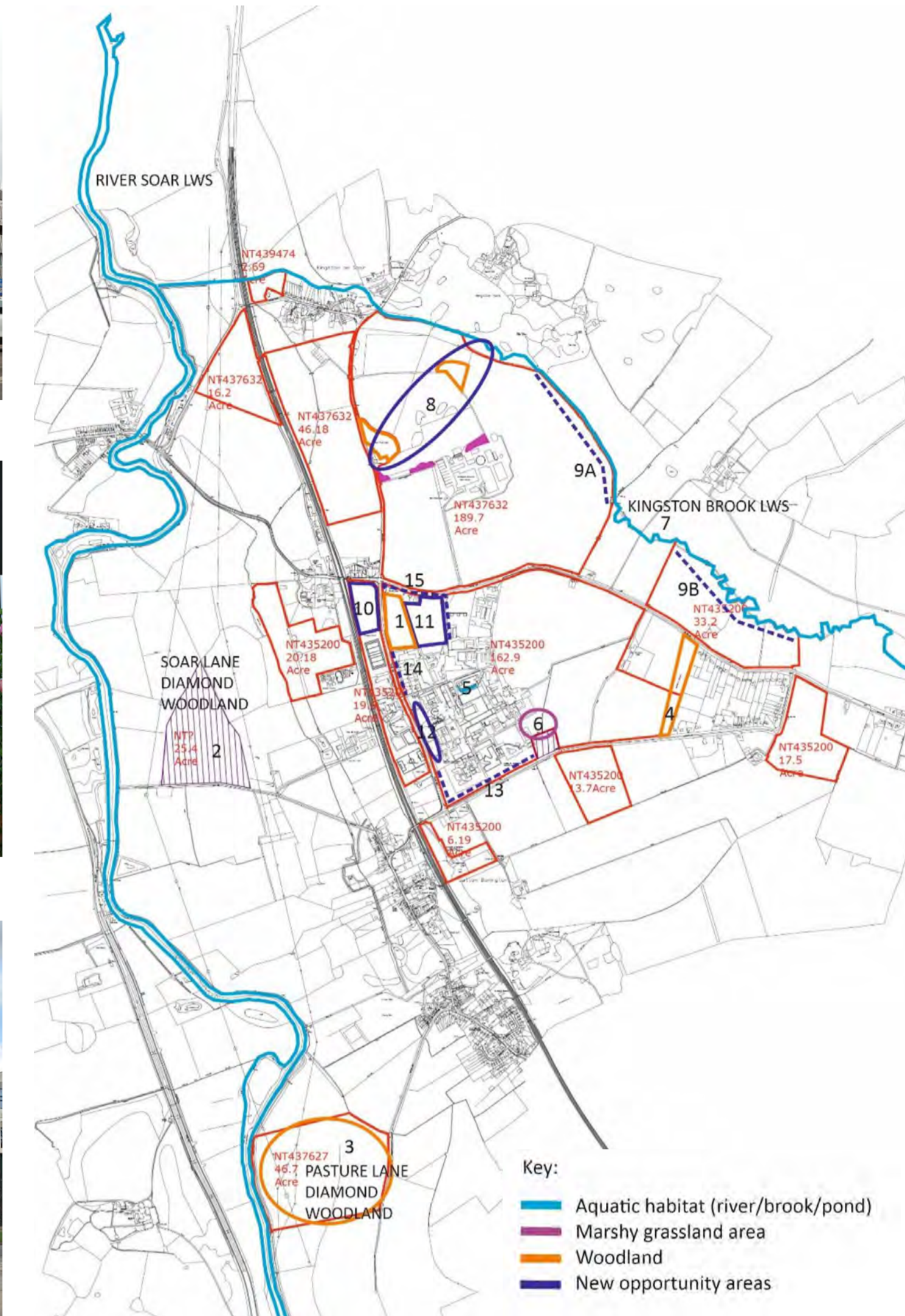
Current Estate Analysis



The Green/Garden Campus - headline issues:

- Provide a 'heart'/focus for the Campus
- Improve mobility on site/ between campuses
- Improve catering offer
- Improve/encourage civic engagement
- Increase development density
- Improve space utilisation across all sites
- Enhance/improve ecology and biodiversity
- Ensure equitable campus facilities

Possible Future Direction



Potential Solutions:

- Provide a new and vibrant heart for the campus
- Mobility:
 - Pedestrian-friendly/focused campus
 - Relocate main arrival point to the North side of the campus with consolidated parking
- Digitally-enabled campus - from room-booking to car-parking and wayfinding
- Land use:
 - New campus heart/hub to be implemented
 - Improve The Barn building - re-purpose?
 - Maximise development on site in the long term
- Equitable facilities to be provided to match University Park Campus and Jubilee Campus
- Catering offers to be improved, on the basis that Sutton Bonington becomes the 'garden campus'
- Space utilisation to be reviewed
- Upgrade the admin/support services/LRC provision
- Increase student residential provision, given the rural location, ensure on site locations are identified
- Improvement on ecology - including an opportunity to link the established Arboretum to Kingston Brook and the River Soar

