



Fire procedure for the Medical School

Fire Alarm	Intermittent Single Tone Continuous Two Tone	Is tested on Wednesday mornings
Raising the Alarm	The System is automatic with a detector in each room If you locate a fire or smell smoke and the alarm is not sounding you must raise the alarm by breaking the glass of the nearest fire alarm call point	Break Glass 
Passing on Information	Exact details of the fire MUST be reported to the QMC Switchboard, giving details of the location and nature of the fire. This is very important if a false alarm has been triggered	Dial 2222 

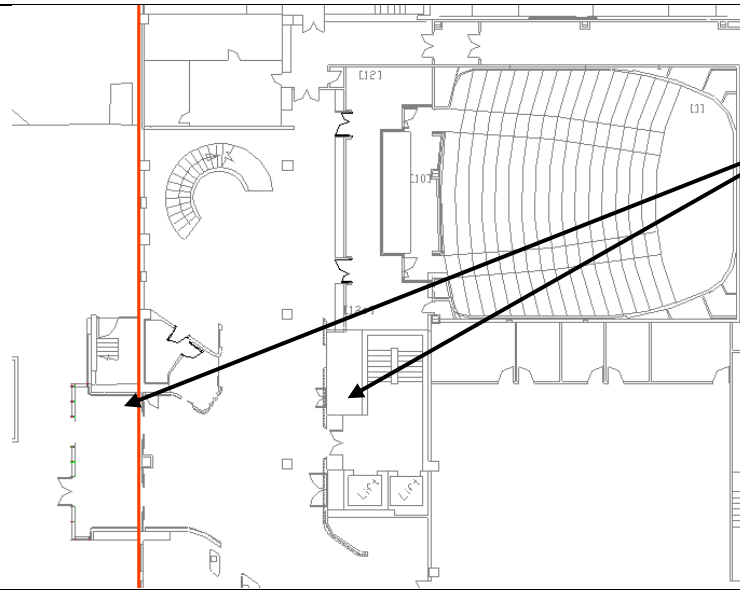
Hearing the Alarm

The fire alarm is a two-stage system that will give a two warning systems and a precise location on the fire panel.

Fire wardens on each floor will check the fire panels that are located in the lift lobbies and next to the porters lodge.

Intermittent – Single Tone – Stay where you are

Continuous – Two Tone – Alarm triggered in your zone, await instruction from fire warden or if fire detected follow evacuation procedure.



Evacuation Procedure

If the fire is found or you are instructed to leave by the fire wardens, you should move horizontally to the next fire zone, into QMC, over the bridge to the University or into the Medical School car park depending on the floor.



Fire Fighting

If in doubt get out!

Only tackle the fire if it is safe to do so, and you have been trained.

