

Storyboard Sheet

Team

Working Title

Use these panels to storyboard your material. Write text and sketch or describe images. Use arrows to indicate navigation route using your chosen format.

Notes




Images, Text & Audio
For images that will fit a small screen size
Not too much text

Notes



Images & Audio Only
Good design when a large image or diagram needs to be displayed
Student can concentrate on an animation without the distraction of text display

Notes



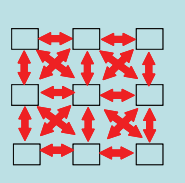
Mixed Display
Make sure the screen isn't too cluttered
Students can be distracted from the learning if the screen view keeps changing

Notes



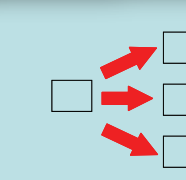
Text Only
Students contribute information in response to material provided
No benefit of using visual representations for the learning material

Notes




Open/free
Very student directed
Good design if the student's role is explorer/information gatherer
Ensure there are clear instructions so students don't get lost

Notes



Branched
Students can choose a branch to follow
Need good navigation instructions to ensure all the branches have been explored
Good design for scenario or case studies - where different options can be followed

Notes



Linear
Easy for students to follow
Restricts student choice about how to work through the material

Notes