

Lucrezia Herman, **Premium Subscriber**[Home](#)[Create Survey](#)[My Surveys](#)[My Contacts](#)[Support/Help](#)[My Account](#)[Log Out](#)

## 46 NLOL: Aseptic Non-Touch Technique

[Edit & Review](#)[Invite & Deploy](#)[Analyze Results](#)[Results](#)[» Individual Responses](#)[» Raw Data Export](#)[» Manage Presentation](#)

### Results Overview

Filter: No filter applied

[Print](#) | [Excel Export](#)

#### Reports

##### View Report:

Results Overview

[New Cross Tab Report](#)

#### Filters

[New Filter](#)

#### Options

- Completes
- Partials
- Screen Outs
- Over Quota

**APPLY**

#### Survey Coach

[» Learn how to use filters](#)[» View a demo of reporting](#)

### 46 NLOL: Aseptic Non-Touch Technique

Survey Status: **Active**

Launched: 8/23/2007 2:36 AM

Closed:

N/A

<b>Email Invites:</b> 0	<b>Visits:</b> 919	<b>Partials:</b> 0	<b>Screen Outs:</b> 0	<b>Over Quota:</b> 0	<b>Completes:</b> 217 <i>(Does not include blank responses)</i>
-------------------------	--------------------	--------------------	-----------------------	----------------------	---

#### 1. How would you rate this learning object?

[Create Chart](#)

Excellent		111	52%
Good		101	47%
Not good		2	1%
Poor		1	0%
Total		215	100%

#### 2. How easy was it to use the learning object?

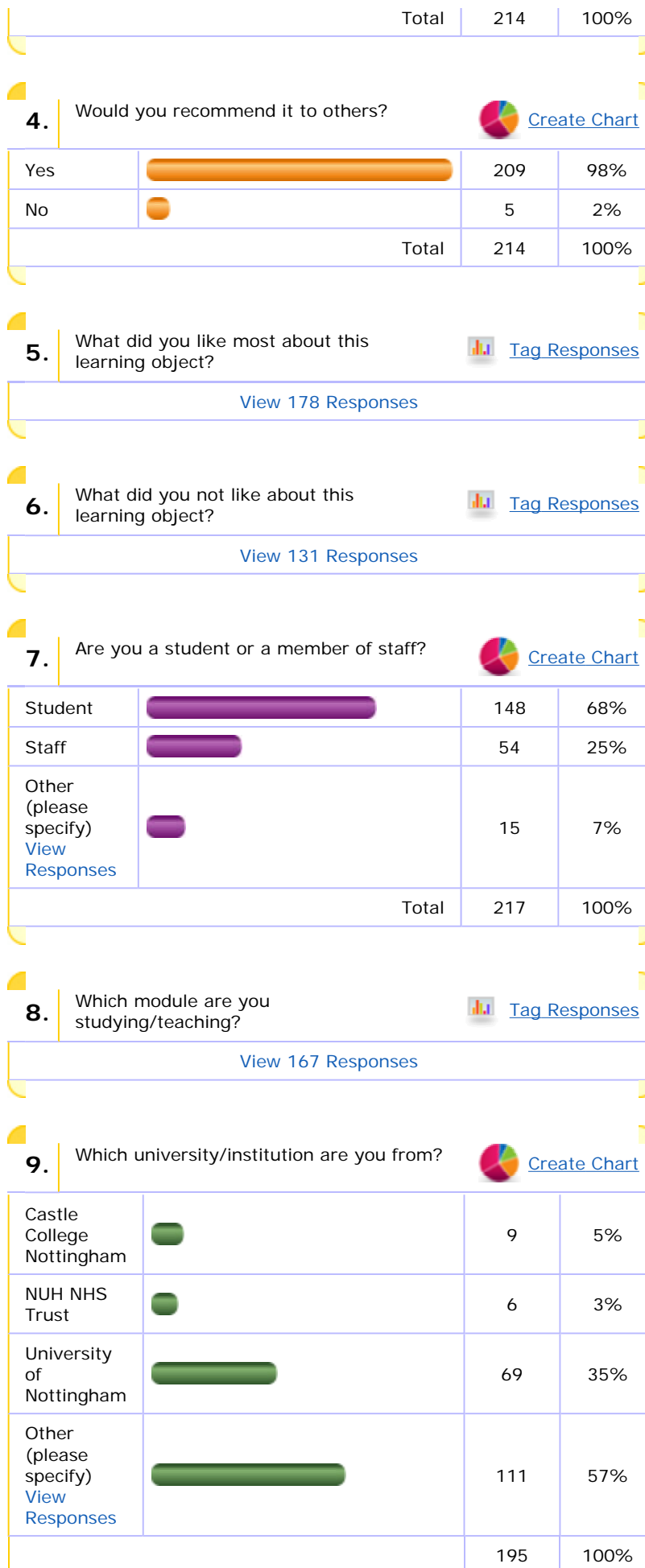
[Create Chart](#)

Very easy		149	70%
Easy		63	29%
Not easy		2	1%
Difficult		0	0%
Total		214	100%

#### 3. How helpful has the learning object been for learning this subject?

[Create Chart](#)

Very helpful		122	57%
Helpful		89	42%
Not helpful		2	1%
Unhelpful		1	0%



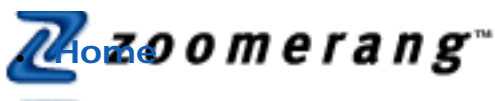
Total		
-------	--	--

**10.** If you would be willing to give more detailed feedback on this and other learning objects, please fill in your details below.

[View 89 Responses](#)

[Products & Services](#) | [About Us](#) | [Support/Help](#) | [Zoomerang Forums](#)

© 2009 Copyright MarketTools Inc. All Rights Reserved. | [Privacy Policy](#) | [Terms Of Use](#)



# 46 NLOL: Aseptic Non-Touch Technique

[Create Survey](#)

[Edit & Review](#)

[Invite & Deploy](#)

[Analyze Results](#)

## Results

### Results Overview: Open Ended Responses

Filter: No filter applied (178 Response(s) Returned)

[» Individual Responses](#)

[» Raw Data Export](#)

[« Return to Results Overview](#)

[Print](#)

[» Manage Presentation](#)

Display Per Page

Displaying 1-178 of 178 Responses Select Page: [First](#) | [Previous](#) | [Next](#) | [Last](#)

5. What did you like most about this learning object?

# Response

1	I like the prodecure
2	the visual part to be able to reproduce for further practice
3	the visual part
4	THE MULIPLE CHOICE PART
5	I love the visual learning
6	video demonstration
7	VIDEO DEMONSTRATION
8	referal to how the principles of ANTT apply to variety of procedures and enviroments
9	The ability to idnetify different ways in which learning can be delivered across the multimedia spectrum for the future of all helathcre professionals

	I liked the use of feedback for quizzes
10	I also liked the click and drag activities
	I liked the fact that the screen was basically fairly uncluttered.
11	easy to use and relevant to clinical practice
12	easy to follow, succinct, basic, a good introduction to new students without making them feel patronised
13	presentation was in terms that students are able to understand
14	Knowing that before I watched the video and had to do an aseptic technique, I did it correctly.
15	I liked that it was e-learning based rather than a lecture as it was more interactive.
16	easy to use
17	The technique was very visual
18	video
19	It was all very good.
20	good interaction, straight to the point
21	helped me to understand more about ANTT
22	theway it was explained.
23	interactive features
24	Simple but to the point
25	Very very clear, wwent through the procedure slow enough to take it all in
26	Video demonstration enable to see how it hould be carried out
27	the video demonstration
28	to watch it on video
29	video
30	that learning about ANTT was made more interesting. not just reading about ANTT, but the user can interact.
31	demonstrations and questions at the end
32	video
33	uncomplicated & easy to follow/understand antt
34	video
35	the video which brought the procedure to light and the self assessment
36	Video demonstration
37	video link
38	as a reminder of the procedures that i do not carryout often
39	the quiz at the end was a great learning tool.
40	Video showed very clearly the correct procedure
41	The video gave a very clear demonstration.
42	it was explained in a easy to understand manner
43	simplicity and easy understood
44	the part where people have to take part and answer questions
45	Video playback
46	Explained everything clearly.
47	You could see immediately where you had gone wrong, correct yourself and learn
48	videos
49	Being able to see the procedure rather than reading the text
50	Was quick
51	Not to long and is explained using simple terms
52	It was clear and easy to use and understand
53	The activities and quizzes. It is also nice to watch and listen to what is being taught because very often i find it hard to read text off a computer.
54	Very clear demonstration via video clip

55	That there was questions about what you have just learnt
56	The video that showed you how to change a dressing using the aseptic technique.
57	the video, it was very informative and taught me alot.
58	Found this to be extremely useful following from lecture yesterday
59	mixture of watching video, reading and doing a quiz
60	Its general brillness
61	video demonstration and assessment
62	The short video and questions
63	It was plain and easy to understand
64	i think the video clips are helpful because a student can see what is going on rather than just having it explained in text
65	videos
66	videos
67	it was not too long, there were not block texts
68	It was very easy to understand and included a video demonstration and quiz to make learning easier.
69	the video clips
70	Its easy to use and access. I also enjoyed the short video clips which contained a large amount of information.
71	The bright and colourfulness as it makes it more interesting to learn. The video demonstration was very helpful as it I found it easier than watching a lecturer go through it quickly. With the video, I could rewind back to watch it again and again if needs be.
72	I liked that it explained the principles of ANTT simply stating the procedures that should be followed, also that there was video footage rather than just reading a lot of text.
73	The demonstration.
74	video demo
75	it is interactive
76	it was simple and easy to follow, the video was also very clear and easy to watch
77	The videos
78	the videos
79	Simplicity
80	it's easy to follow
81	the visual aids
82	the video demo's
83	The practical demonstration of the video after the theory part. Seeing is believing!
84	easy to understand, to the point
85	Very helpful and easy to use learning strategies.
86	visually and verbally presented
87	if you did not undersatnd something, it is possable to go back and listen again
88	The video demonstration
89	Simple and easy to understand
90	Its easy to understand
91	clearly done,easy to identify bad practice
92	It is easy to follow
93	It was easy to use.
94	easy and simple to understand and use
95	Convenience
96	quick, easy to understand
97	watching the antt in video format
	the way it should be done,its simple and to the point and easily remembered.

98	very simple way
99	I thought that this was a comprehensive and easy to use use tool.
100	video with commentary and self-test quiz
101	The information was presented both as text and as videos, making it good for different learning styles
102	very visual and interactive
103	The Quiz
104	It was clearly explained and students would enjoy interactive activities
105	I liked the actual real life video footage of the procedure being carried out.
106	Clear explanation. This could be used for Level 3 H&SC students to give an insight into nursing practice. The glossary provides clear explanation of technical terminology.
107	visual display of what is being taught verbally
108	interactive activity
109	easy to follow instructions
110	video clip helped understanding
111	you could watch the videos when ever you wanted and even repeat them if needed
112	simplicity
113	it went through the important information slowly enough for you to be able to understand and take note of
114	that it went through everything that you needed to know as becoming a nurse and how to deal appropriately with wounds.
115	interactive listening and quiz
116	I like the videos
117	It was easy to absorb
118	Use of visual aids and activities.
119	clear
120	simple and easy understanding description and demonstration
121	Ease of access and highlighting the principles of ANTT
122	all
123	The video
124	easy
125	easy
126	easy
127	It help to identify the correct techniques
128	antt
129	the videos that show how to do a t
130	Clear and concise
131	very easy to navigate the site
132	very simple to navigate and explained in simple way yet no areas were left uncovered
133	clear visual instructions along with the verbal ones.
134	video
135	Quiz at the end to ensure learning was complete
136	the interactive things
137	Step by step with interactive activities
138	easy to follow and digestible
139	The video showing exactly how to carry out aseptic technique
140	It demonstrated the technique using a video, and gave you time to 'take it in'
141	the video showing the full procedure.
142	Easy to use, simple, got the message across
143	The videos are much easier to understand than just lots of writing.

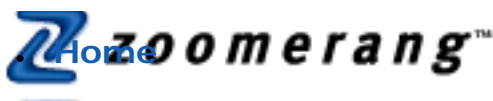
144	That you didn't have to read it you could listen to it being said.
145	the video was very informative and the question were good to test your knowledge
146	simple stages which aid learning
147	the way in which you can watch the procedures and read them is great
148	it was very concise and the video was very useful as i could then see exactly how to apply it to practice
149	the assessment
150	simple to use, informative and practical
151	quiz
152	the video
153	very clear teaching methods
154	The interactive nature and the video demonstration
155	easy to read and understand
156	Everything procedure is practical and you can follow it step by step
157	Fun and active. Compliments knowledge needs for nursing students (and likely other professions too)
158	quick and straight forward
159	It had everything visual, sound and we could also read it.
160	that it was interactive
161	Visual and interactive
162	that it was very easy to understand and has also a quick self assessment.
163	the way the questions are structured
164	step be step procedures shown on the video
165	the clarity of the steps which need to be undertaken in ANTT
166	the multiple quiz
167	an work at your own pace
168	easy to understand
169	\
170	learnt more about aseptic procedures
171	multiple choice quiz
172	visual learning
173	watching the video
174	different way of learning, the quiz helps to reinforce the information
175	that you could see the procedure via the video link.
176	current, free, able to be repaeted many times
177	quiz at the end
178	The video demonstration.

Display  Per Page

Displaying 1-178 of 178 Responses Select Page: [First](#) | [Previous](#) | [Next](#) | [Last](#)







# 46 NLOL: Aseptic Non-Touch Technique

Create Survey

Edit & Review

Invite & Deploy

Analyze Results

## Results

### Results Overview: Open Ended Responses

Filter: No filter applied (131 Response(s) Returned)

» Individual Responses

» Raw Data Export

« Return to Results Overview

Print

» Manage Presentation

Display Per Page

Displaying 1-131 of 131 Responses Select Page: First | Previous | Next | Last

6. What did you not like about this learning object?

# Response

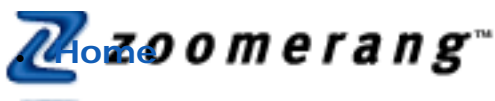
1	I like all the assistant who was helping the nurse delivering the dressing wound did not follow the hygienic way of takinf of her dirty gloves-she took of the gloves simultaneously and put it in the garbages in the same way - the correct way taught to take of the gloves is putting one another while avoiding to touch the skin or any particular hand area
2	the gloves of one the nursing staff who was assisting in the dressing wound was not took of properly in an hygienic way-gloves were took of one after the other and put in the same way in the clinical bin- instead gloves were supposed to rely inside one another while took them of
3	I believe the sterile gloves were put on improperly.
4	

5	The ability to offer a choice
6	The fact that page navigation required the use of the right hand bar. It was not possible to view everything on screen at once.
7	packet of gloves were opened above the sterile field in the video - should be opened away from the area and either dropped onto sterile field or given to the person doing the procedure.
8	I could not get the video
9	Some of the videos was very time consuming to load.
10	whilst doing the technique the dirty material used crossed passed the clinical trolley over the sterile field so contamination could occur. the yellow bag should be placed so this does not happen
11	Some of the assessments were difficult to use/understand ie the way some of the questions were phrased and also the icons that you had to use to answer questions such as the questions where you had to pick which gloves you would use for a particular technique.
12	nothing Shame I didn't creat it myself
13	the lady used gloves to hold the dressing, but the man did not used gloves to opened the dressing packet.
14	Liked all aspects.
15	nothing to state.
16	Could be more acute based too
17	Not enough detail about how to adapt procedure for 1 person/in client's home
18	none
19	none
20	couldnt get sound
21	the clear info and easy to understand
22	Nothing
23	there are only a few questions asked
24	N/A
25	Nothing.
26	The video did not play even though the narrative could be heard. Have you got any tips as I would like to use this with the students
27	nothing it was good
28	nothing
29	Trying to answer the 5 questions, this was not clear and as a consequence I only answered one
30	Straight forward
31	brief
32	It needs updatingeg you dont get yellow bags in the dressing packs now.
33	the questions in the quiz were far to easy
34	Nothing really
35	Nothing.
36	it was hard to find on the school of nursing website.
37	There was nothing that I didn't like
38	Nowt
39	I thought it was all appropriate
40	n/a
41	n/a
42	N/a
43	N/A
44	Nothing I disliked.

45	couldnt hear video
46	was too easy
47	#
48	the time
49	Its technically incacurate regards the history and terminology. Otherwise v good.
50	nil
51	n/a
52	It was very brief though beautiful and precise.
53	you cant ask questions.
54	Nothing
55	more questions at the end to test knowledge
56	I think ther could have been more questions.
57	Its simplified
58	too short
59	maybe abit more detail is required
60	Everything was ok.
61	nothing
62	i really like the learning
63	could have looked at peripheral cannulation
64	nothing
65	didnt show the technique to wear the second gloves.
66	nothing
67	there was not anything i did not like
68	THE QUESTION BOX COVERS THE ANSWERS, YOU ARE NOT ABLE TO READ THE QUESTIONS
69	The hissing in the background of the voice-over in the videos was a little off-putting
70	While I have answered positively to the previous questions I find it hard to say I like this learning object it feels somewhat dehumanising and remote from personal care of the patient it feels as if the procedure doesnt acknowledge the patient, there is no reference to the Nurses explaining to the patient what is about to happen to them, having nursed patients they are the most important component.
71	some difficult language
72	There was alot of information to take in, in a short space of time.
73	The assessment questions may be better shown on one page rather then presented individually.
74	nothing
75	nothing
76	rhe assessment part at the end, I could not see the full question as the OK button was obstructing it, I tried to 'drag' it but the box would not move
77	was all very good
78	nothing
79	checking expiry date of packs whilst object is above sterile field - potential to drop it or spread tiny amounts of dust particles. suggest checking before putiing on the trolley but alightly away from the trolley.
80	there was not anything i disliked
81	nothing
82	The assistant wore a cardigan and policy says that staff should be bare from the elbow down She looked as though she had rolled her sleeves up, her hair should also have been tied back. I did not like the positioning of the waste bag as the nurse had to stretch to dispose of the contaminated swabs. The bag should have been placed where he did not need to stretch and also he was stretching over the sterile field to drop

	waste into the bag.
83	Could not get access to the video demonstration
84	aseptic basic principle not adhered to, clinical waste bag on wrong side of trolley, nurse passed soiled dressings over the sterile field to dispose of them this is fundamentally wrong, get new advisers!
85	two person is not practice always
86	A great tool but video could be improved by HC worker not wearing a lanyard dangling in area, always bare from elbows down, excellent to clean solution packet for irrigation but opened it with bare hands. Please do not let this detract from the excellent work done here.
87	nothing
88	nothing that I can think of
89	nothing
90	nothing
91	nothing
92	It could have been abit longer
93	nothing
94	I wish I'd been aware of it before now :-(
95	nothing
96	Instructions for ANTT with two people. We've been learning to perform this singly.
97	slow
98	Very short
99	the videos would not load
100	It is unrealistic to have 2 people available for dressing changes
101	the video would have been better if it was a zoomed in at certain points.
102	Tab too simple in parts
103	There wasn't enough questions in the quiz at the end.
104	nothing
105	nothing: i found it to suit my learning style
106	I would like to have access to some statistics regarding how successful ANTT has become.
107	nothing
108	n/a
109	Initially some difficulty was experienced with the Flash player but this was resolved with IT input.
110	The nurse performing the aseptic procedure carried the contaminated gauze used for cleaning the wound over the sterile field before placing in the clinical waste bag. The clinical waste bag should have been placed on the other side of the trolley to prevent potential contamination of the sterile pack
111	nil
112	nothing
113	Took me a while to work out what to do in navigating the assessment activity
114	changing wound dressing paused and does not continue
115	hard to understand as i dint have earphones
116	Loved it!
117	what to do if something goes wrong???
118	downloading the video
119	the video demo plus the self-assessment.
120	nothing
121	nothing
	it did not show how to effectively put on the sterile gloves, this has been a source of

122	debate how not to contaminate the gloves whilst putting them on
123	the length of time for video demonstration
124	everything fine
125	na
126	nothing
127	the length of video download. i gave up waiting
128	more detail needed
129	nothing
130	would have liked to see the gloves being corectly put on.
131	Demonstration on the use of sterile forceps on carrying out ANTT should be included.
Display	Per Page
Displaying 1-131 of 131 Responses    Select Page: <a href="#">First</a>   <a href="#">Previous</a>   <a href="#">Next</a>   <a href="#">Last</a>	



# 46 NLOL: Aseptic Non-Touch Technique

[Create Survey](#)

[Edit & Review](#)

[Invite & Deploy](#)

[Analyze Results](#)

## Results

### Results Overview: Open Ended Responses

Filter: No filter applied (167 Response(s) Returned)

[» Individual Responses](#)

[» Raw Data Export](#)

[« Return to Results Overview](#)

[Print](#)

[» Manage Presentation](#)

Display Per Page

Displaying 1-167 of 167 Responses Select Page: [First](#) | [Previous](#) | [Next](#) | [Last](#)

8. Which module are you studying/teaching?

# Response

1	dressing
2	dressing
3	GRADUATE ENTRY PROGRAMME 07
4	Currently learning aseptic technique and wet to dry wound dressing.
5	mentorship
6	teaching infection prevention and control within the clinical enviroment
7	Nursing for international students
8	Foundations for practice (clinical skills for 1st year students)
8	Post qualifying tissue viability degree
9	reviewing a learning object for improvement work with NHS Institute and yourselves

10	mentor
11	Dip HE: Adult Nursing
12	diploma in nursing
13	B71P05
14	Infection control lead for my department
15	Gm4150
16	core skills
17	GM4150
18	Nursing
19	dip He
20	GM4150
21	dip he nursing - core nursing skills
22	DipHE Nursing
23	Core nursig skills applied
24	nursing
25	n/a
26	murch 08
27	nursing
28	ANTT
29	I work in neurosurgery
30	infection control teaching
31	nursing skills module 12 mnursesci
32	Surgical nursing
33	Foundation year OSCEs
34	MnurSci
35	module1
36	adult nursing
37	Module 12
38	Module 13.
39	Skills for practice
40	adult nursing
41	degree in adult nursing
42	B A Nursing (Hons)
43	Diploma in Mental Health Nursing
44	N/A
45	central service
46	PO5
47	B71PO5
48	cfp
49	B71P03
50	Diploma/BSc Nursing
51	Adult Nursing
52	B71P05
53	07/10 Cohort Diploma of Nursing
54	B71P05
55	Squirrel charming
56	clinical skills
57	Adult nursing
58	Common Foundation Nursing - Skills for Practice 2
59	adult nursing 07/10
60	Po5



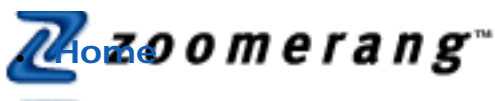
61	Po5
62	nursing
63	Nursing Skills and Concepts
64	adult nursing 07/10
65	Alternative Branch
66	Diploma in Nursing- this was in aid of my B71PO5 Nursing Concepts and Skills 2 Module.
67	Nursing Mental Health first year
68	Nursing
69	po5
70	mental health nursing
71	Nursing
72	B71P05
73	Bnurs
74	po5
75	b71p05
76	nursing yr1
77	The same module for beginners who have not been privileged to finish their elementary education because of war and instability.
78	Nursing
79	bp1705
80	Diploma/BSc(Hons)in Nursing
81	B71P05
82	p05
83	BP71O5
84	B71P03
85	B71PO3
86	Adult Nursing
87	CFP- nursing concepts
88	08/01 Nursing
89	CFP
90	1 year
91	nursing staff
92	aseptic technique
93	Introduction to Nursing the Adult
94	Introduction to Nursing the Adult
95	Access to nursing and science
96	Health and Social care subjects
97	Health and Social Care
98	Psychology
99	Health & Social Care
100	aseptic technique assessment of my work area
101	B71PO5
102	assessors award nvq
103	nursing
104	I/V Therapy
105	adult nursing
106	health and social care
107	Health and Social care
108	health and social care
109	Health and social care

110	Mental health nursing
111	Cannulation and Care & Maintenance of IV lines
112	ANTT
113	nursing
114	None
115	IT
116	IS
117	IS
118	teaching
119	nursing
120	joined the n.h.s a year ago as a h.c.a and i am developing my skills and found your site very useful
121	Science
122	DipHE Nursing (Adult branch)
123	nursing adult
124	Adult Nursing
125	operating department practice
126	n/a
127	B71P06
128	Nursing concepts and skills for practice
129	Nursing
130	Adult Nursing P06
131	B71P06
132	B71P06
133	B71p02,04,05 and 06
134	introduction to nursing
135	adult nursing diphe
136	B71P06
137	mental health nursing dip
138	nursing
139	I teach Infection Control
140	Core nursing skills, applied theory and practice GM4150
141	i work as an Infection Control nurse
142	clinical skills
143	adult nursing
144	Advanced Level Health and Social Care
145	adult nursing
146	OSCE's
147	health and social care
148	BScNursing Interprofessional modules
149	adult
150	Adult Nursing
151	first year nursing
152	none
153	GM4150
154	core skills applied theory and practice
155	DipHE Gm4150
156	diploma in nursing
157	dip he nursing
158	healthy living in practice

159	healthy living in practice
160	core nursing skills
161	diploma in nursing
162	nursing
163	introduction to nursing care
164	core nursing skills
165	dip he nursing
166	Pre-registration nursing
167	common foundation practice
Display	Per Page
Displaying 1-167 of 167 Responses    Select Page: <a href="#">First</a>   <a href="#">Previous</a>   <a href="#">Next</a>   <a href="#">Last</a>	

[Products & Services](#) | [About Us](#) | [Support/Help](#) | [Zoomerang Forums](#)

© 2009 Copyright MarketTools Inc. All Rights Reserved. | [Privacy Policy](#) | [Terms Of Use](#)



# 46 NLOL: Aseptic Non-Touch Technique

[Create Survey](#)

[Edit & Review](#)

[Invite & Deploy](#)

[Analyze Results](#)

## Results

### Results Overview: Open Ended Responses

Filter: No filter applied (15 Response(s) Returned)

[» Individual Responses](#)

[» Raw Data Export](#)

[« Return to Results Overview](#)

[Print](#)

[» Manage Presentation](#)

Display Per Page

Displaying 1-15 of 15 Responses Select Page: [First](#) | [Previous](#) | [Next](#) | [Last](#)

7. Are you a student or a member of staff?

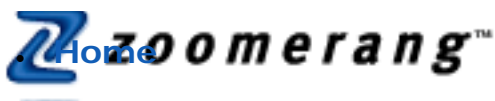
# Response

- |    |  |
|----|--|
| 1  | ex theatre manager                                 |
| 2  | Teach it in another rust                           |
| 3  | staff (MD) in a spanish hospital                   |
| 4  | staff nurse from another nhs trust                 |
| 5  | Nursing Lecturer in Sheffield                      |
| 6  | am student/staff                                   |
| 7  | DN for another PCT                                 |
| 8  | Neither: Originator of 'ANTT' - but not 'asepsis'! |
| 9  | retired nurse, now first aider.                    |
| 10 | senior charge nurse in critical care               |

11	Nurse
12	Practice educational Facilitator in Greater Manche
13	staff nurse
14	staff from other NHS Trust
15	Enterostomal therapist in Canada
Display	Per Page
Displaying 1-15 of 15 Responses    Select Page: <a href="#">First</a>   <a href="#">Previous</a>   <a href="#">Next</a>   <a href="#">Last</a>	

[Products & Services](#) | [About Us](#) | [Support/Help](#) | [Zoomerang Forums](#)

© 2009 Copyright MarketTools Inc. All Rights Reserved. | [Privacy Policy](#) | [Terms Of Use](#)



# 46 NLOL: Aseptic Non-Touch Technique

[Create Survey](#)

[Edit & Review](#)

[Invite & Deploy](#)

[Analyze Results](#)

## Results

### Results Overview: Open Ended Responses

Filter: No filter applied (111 Response(s) Returned)

[» Individual Responses](#)

[» Raw Data Export](#)

[« Return to Results Overview](#)

[Print](#)

[» Manage Presentation](#)

Display Per Page

Displaying 1-111 of 111 Responses Select Page: [First](#) | [Previous](#) | [Next](#) | [Last](#)

9. Which university/institution are you from?

# Response

1	city university
2	city university
3	CITY UNIVERSITY
4	Durham Technical Community College
5	Pennine Acute Hospitals NHS
6	THE PENNINE ACUTE HOSPITALS NHS
7	University of Sunderland
8	University of Hull
9	NHS
10	West Suffolk Hospital Bury St. Edmunds

11	University of Manchester
12	Birmingham City University
13	bcu
14	Birmingham WomensHealthcare NHS Trust
15	BCU
16	Birmingham City
17	BCU
18	BCU
19	BCU
20	Birmingham City University.
21	birmingham city university
22	Trust in N. Wales
23	Birmingham City University
24	Birmngham City University
25	york university
26	Norfolk and norwich University Trust
27	Kings college nhs foundation trust
28	philippines
29	wlv uni
30	Canary Health Service
31	University of Brighton
32	salford uni
33	UCLH
34	royal west sussex trust
35	Sheffield
36	University of Worcester
37	anglian ruskin university
38	manchester metropoliton
39	Leeds Metropolitan University
40	staffordshire
41	university of dundee
42	City University, London
43	Cardiff University
44	DCPCT
45	us
46	Other University
47	Manchester
48	Leeds Metropolitan University
49	Leeds Metropolitan University
50	Leeds Metropolitan University
51	leeds met
52	Manchester University
53	Clinical Lead for Haematology at UCLH
54	southbank
55	glasgow caledonian university
56	Kenya- Medical Training Centre; School Of Nursing.
57	pennine acute nhs hospitals trust
58	mmu
59	nhs
60	abu dhabi
61	northumbria nhs trust

62	NORTHUMBRIA
63	Birmingham City University
64	Birmingham City University
65	northumbria NHS Foundation Trust
66	UEA
67	East Lancs NHS trust
68	other NHS trust
69	Christian Medical College, India
70	London South Bank University
71	Greater Manchester West Mental Health Foundation Trust
72	Bucks
73	bucks
74	UniSa , Sth. Australia
75	salford
76	an Australian university
77	King's College London
78	wolverhampton uni
79	edge hill university
80	university of wolverhampton
81	university of wolverhampton
82	Auckland Hospital, New Zealand
83	Birmingham City University
84	Derbyshire mental health services NHS trust
85	Queens Hospital Burton
86	Birmingham City University formally uCE
87	city university
88	NEW College, Pontefract, W. Yorks
89	campus derby
90	London South Bank University
91	new college pontefract
92	new college
93	Conestoga College in Kitchener ON Canada
94	Bangor University. Archimedes Centre, Wrexham
95	Bangor university
96	Bangor
97	NHS
98	Birmingham City University
99	Birmingham City University
100	Birmingham City University
101	University of Nottingham - based at Lincoln
102	Birmingham City University
103	Salford University
104	University of Salford
105	SALFORD
106	Birmingham City University
107	salford
108	salford uni
109	bcu
110	B.C.U.
111	Flinders University Adelaide Australia



Display  Per Page

Displaying 1-111 of 111 Responses Select Page: [First](#) | [Previous](#) | [Next](#) | [Last](#)


[Products & Services](#) | [About Us](#) | [Support/Help](#) | [Zoomerang Forums](#)

© 2009 Copyright MarketTools Inc. All Rights Reserved. | [Privacy Policy](#) | [Terms Of Use](#)