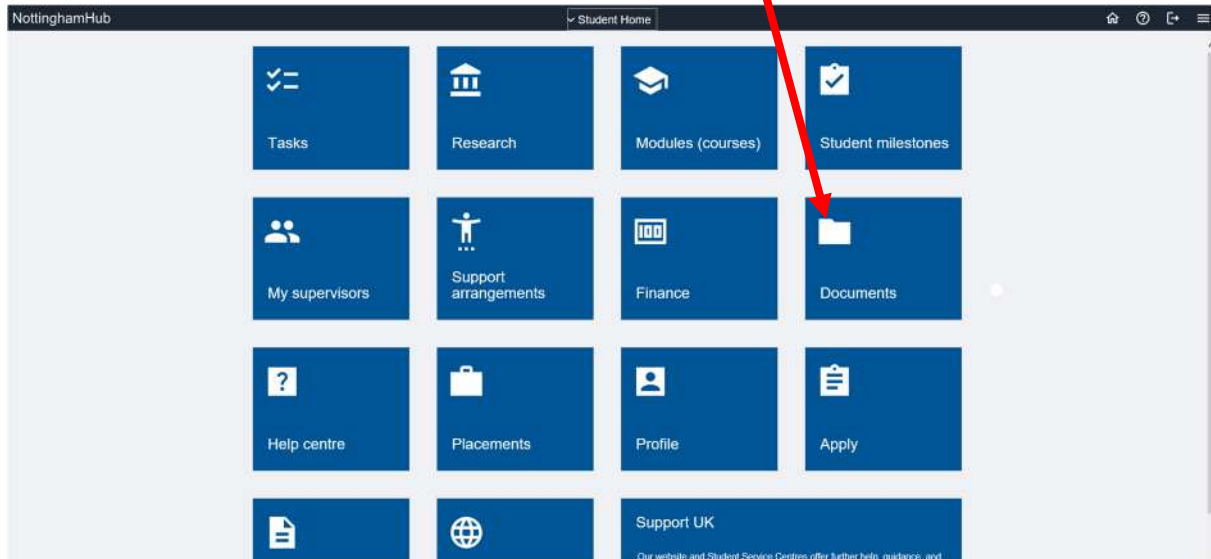


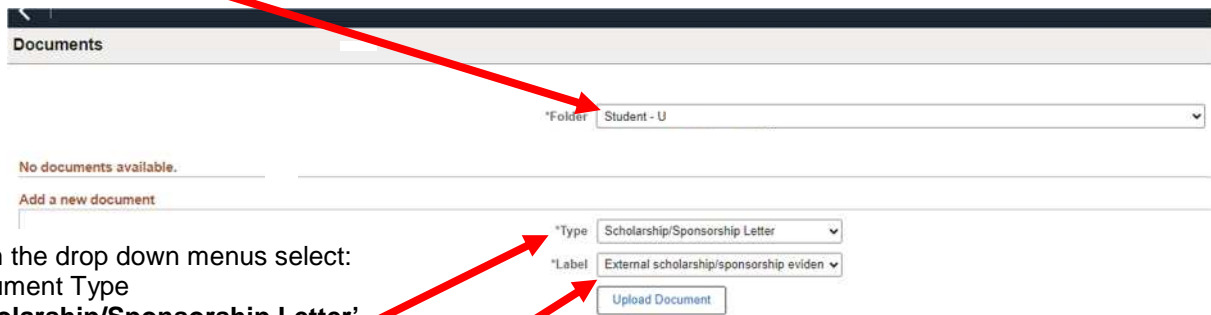
Providing proof of NHS Bursary funding for your studies

You will need a PDF copy of your NHS Bursary Notification of Award letter (NOA), please name the document NOA and include the academic year the award relates to e.g. 'NOA 2024-25'.

Log into your [NottinghamHub](#) account and select the **Documents** tile.



On the next screen, ensure the **folder** relating to your study sponsored by the NHS Bursary is selected.



From the drop down menus select:
Document Type

'Scholarship/Sponsorship Letter'

Document Label

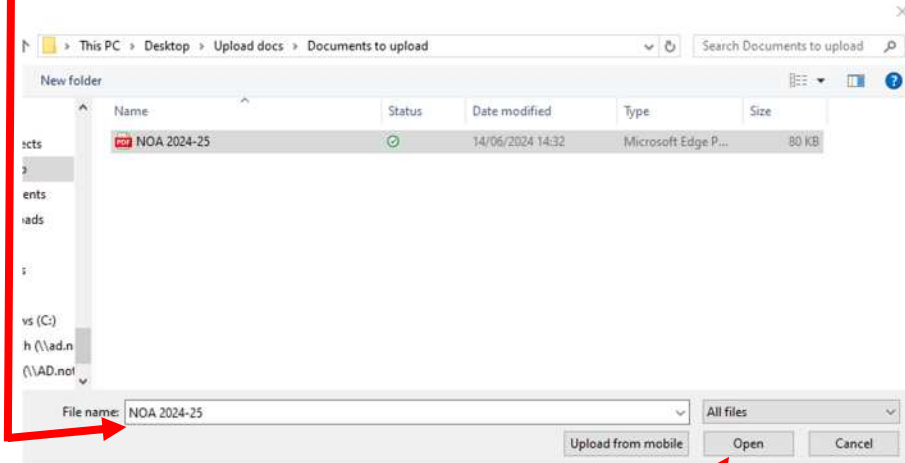
'External Scholarship/sponsorship evidence'

Then click **Upload Document**

The file attachment window will be presented. Select **'My Device'**.



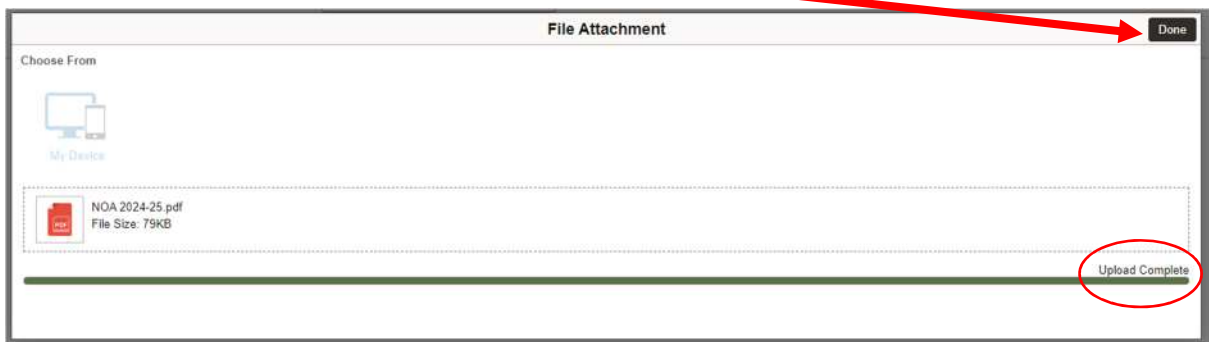
Find and select the correct file on your device.



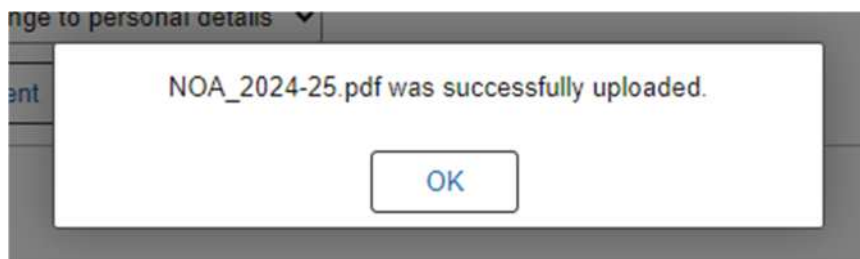
Click 'Open' to select the file from those on your device. Then click 'Upload' on the File Attachment window if the correct document listed.



Click 'Done' once the upload is complete.



The pop-up message below confirms the upload is completed:



The file will appear in the list of documents associated with your study. You can delete and start again if the wrong file has been uploaded.



Documents

*Folder: Student - UEBIOLOGY - Biology

Name	Type	Label	Uploaded On	Delete
NGA_2024-25.pdf	Scholarship/Sponsorship Letter	External scholarship/sponsorship evidence	14/06/2024 13:55:51	

Add a new document

*Type: Change to Personal Details

*Label: Evidence for change to personal details